

## **Socio Economic Problems of Widow Women in Atalatti (Vijayapura)**

**Dr. Laxmidevi Y.**

*Asstt. Prof., Deptt. of Womens Studies  
Akkamahadevi Women's University Vijayapura (Karnataka) India.*

**Abstract:**

*Women are about half of the population of the country, but their situation has been grim. For centuries, they have been deliberately denied opportunities of growth in the name of religion and socio-cultural practices. They were victims of widespread illiteracy, segregation in the dark and dingy rooms in the name of purdah, forced child marriage, indeterminable widowhood, rigidity of fidelity and prevention violence and force to follow the sati and the complete denial of individuality. The present study showing that Socio economic problems of widow women in Atalatti Village of, Vijayapura.*

**Key words:** *violence, widow, problems, status.*

Reference to this paper  
should be made as follows:

**Dr. Laxmidevi Y.,**

*Socio Economic  
Problems of Widow  
Women in Atalatti  
(Vijayapura),*

Journal Global Values,  
Vol. VIII, No.1,  
Article No. 16,  
pp.112-120,

[http://anubooks.com/  
?page\\_id=285](http://anubooks.com/?page_id=285)

### **Introduction:**

There has been a huge increase in the number of widows in India as per the census department India's population in 2011 was 121 crore and of this 4.6% or 5.6 crore are widowed with women outnumbering men by a long way. In 2001 only 18.5 lakh or 0.7% of the then population 102 crore was widows. Among states Kerala and Tamil Nadu have a significant percentage of their population widows. While 6.7% of Kerala's population is widows, Tamil Nadu has 6.4%. All the southern states have significant percentage of their respective population widows. Karnataka and undivided Andhra Pradesh have 5.7% and 6% of the population has widows.

Women are about half of the population of the country, but their situation has been grim. For centuries, they have been deliberately denied opportunities of growth in the name of religion and socio-cultural practices. Before independence women were many abhorrent customs traditional rigidities and vices due to which their status in the society touched its nadir and their situation was all around bleak. They were victims of widespread illiteracy, segregation in the dark and dingy rooms in the name of purdah, forced child marriage, indeterminable widowhood, rigidity of fidelity and prevention violence and force to follow the sati and the complete denial of individuality. Beside the economic dependence early tutelage of their husbands and in-laws, heavy domestic workload which remained unpaid and unrecognised absence of carrier and mobility non recognition of their economic contribution, poor work conditions and wages monotonous jobs which men generally refused to do was also responsible for their pitiable conditions. At the socio political plain, women suffered from their homes, repression and unnatural indoctrination. And they face unequal and inferior status. Rigid caste hierarchy and untouchability. Consequently most women were reduced to dumb cattle and it lead to inhuman beastly life.

### **Review of literature**

#### **Objectives of the study**

1. To study the socio economic conditions of widow women in Atalatti village of Vijayapuar, Karnataka state
2. To study the problems faced by widows
3. To study health status of widows

#### **Research methodology**

The based on primary data collected from the widow women by direct interview, observation method. Scheduled had been prepared by including the questions regarding their socio economic factors. Forty women widows were selected from Atalatti village by case study and purposive sampling method.

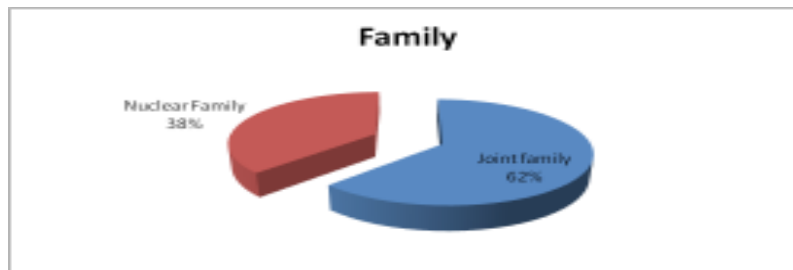
#### **SCOPE OF THE STUDY**

The study mainly focuses the problems faced by widow women.

**Analysis and interpretations:**

**1. Nature of Family:**

Sl.No.	Family	Numbers	Percentage
01	Joint Family	25	62.5%
02	Nuclear Family	15	37.5%
	<b>Total</b>	<b>40</b>	<b>100%</b>



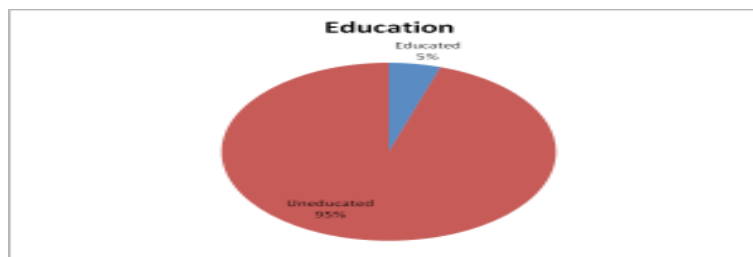
*Source: primary data*

The above table indicates that out of forty respondents 38% respondents belongs to nuclear family. And the majority of the respondents are belongs to joint family means 62%. It means that widow women’s are depends on others. And they feel that this type of family is protect to us.

**Table-2**

**Educational status of the respondents**

Sl.No.	Education	No. of respondents	Percentage
1	Illiterate	38	95%
1	Primary	02	5%
2	High school	00	0%
3	Secondary education	00	0%
4	Graduation	00	0%
	<b>Total</b>	<b>40</b>	<b>100%</b>



*Source: primary data*

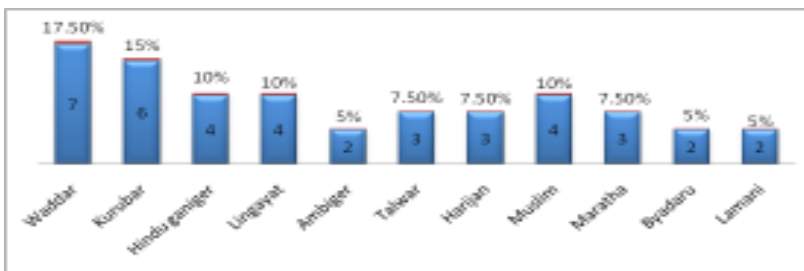
The above table 2 indicates that out of forty respondents the 95% respondents are illiterate. And only 5% respondents are literate. For rural women the educational

opportunities are far reaching dreams for them. The data shows that she is treated as silent lamb.

**Table-3**

**Status of caste**

Sl.No.	Caste	Numbers	Percentage
01	Waddar	07	17.5%
02	Kurubar	06	15%
03	Hindu Ganiger	04	10%
04	Lingayat	04	10%
05	Ambiger	02	5%
06	Talwar	03	7.5%
07	Harijan	03	7.5%
08	Muslim	04	10%
09	Maratha	03	7.5%
10	Byadaru	02	5%
11	Lamani	02	5%
	<b>Total</b>	<b>40</b>	<b>100%</b>



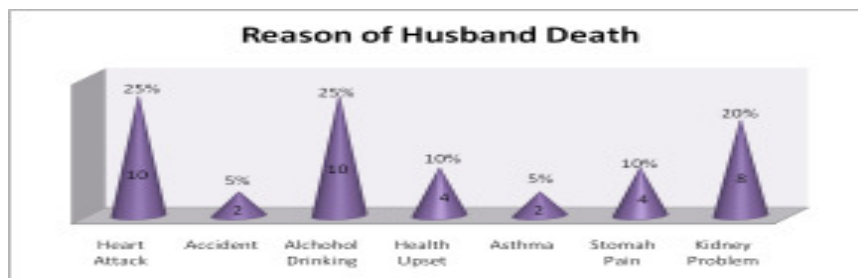
Source: primary data

The above table 3 indicates that out of 40 respondents 17.50% of the respondents belongs to Waddar community, 15% of the respondents are from Kuruba community. From Lingayat, Ganigera and Muslim community are 10%.

**Table-4**

**Reasons for Husbands Death**

Sl.No.	Husband Death	Numbers	Percentage
01	Heart Attack	10	25%
02	Accident	02	5%
03	Alcohol Drinking	10	25%
04	Health Upset	04	10%
05	Asthma	02	5%
06	Stomach Pain	04	10%
07	Kidney Problem	08	20%
	<b>Total</b>	<b>40</b>	<b>100%</b>



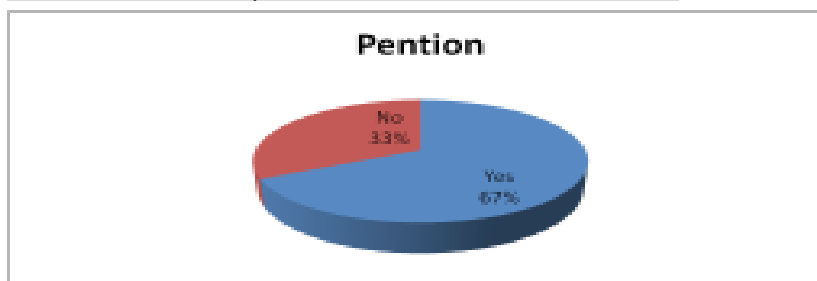
Source: primary data

The above table indicates that out of 40 respondents 25% respondents husbands reason for death was Heart Attack and the same number means 25% respondent's husbands reason for death was consumptions of Alcohol. And the 20% of the respondent's husband's reason for death was for Kidney problem.

**Table-5**

**Widow pension of the Respondents**

Sl.No.	Pension	Numbers	Percentage
01	Yes	27	67.5%
02	No	13	32.5%
	<b>Total</b>	<b>40</b>	<b>100%</b>



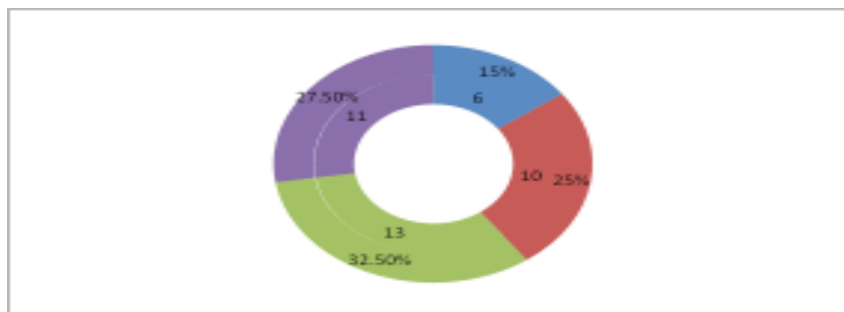
Source: primary data

The above table 5 indicates that out of 40 respondents 33% of the respondents have not got pension. The majority of the respondents have got (67%) pension.

**Table-6**

**Economic status of the respondents:**

Sl.No.	Occupation	Numbers	Percentage
01	Agriculture	06	15%
02	Coolie	10	25%
03	Domestic Work	13	32.5%
04	No Work	11	27.5%
	<b>Total</b>	<b>40</b>	<b>100%</b>



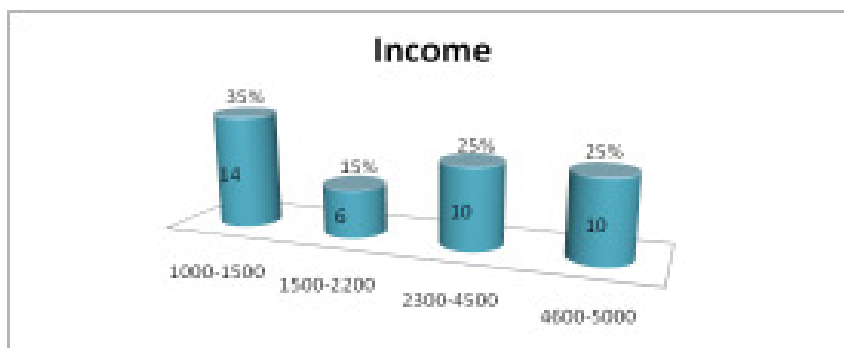
Source: primary data

The above table indicates that out of forty respondents 15% of the respondents are agricultural work, 25% of the respondents are coolie workers, 27.50% of the respondents are home makers and the majority i.e 32.50% of the respondents are domestic workers

**Table -7**

**Monthly Income:**

Sl.No.	Monthly Income	Numbers	Percentage
01	1000-1500	14	35%
02	1500-2200	06	15%
03	2300-4500	10	25%
04	4600-5000	10	25%
	<b>Total</b>	<b>40</b>	<b>100%</b>

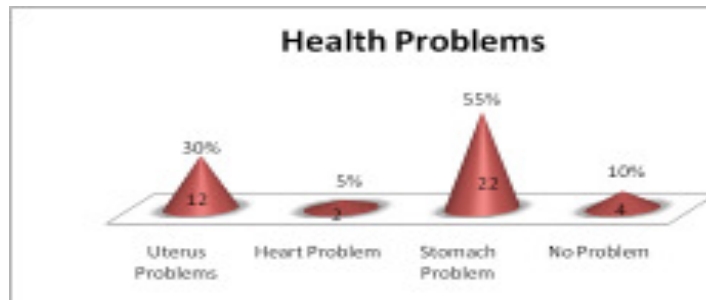


Source: primary data

The above table 6 indicates that out of 40 respondents the majority(35%) of the respondents belong to the income level of 1000-1500,25% of the respondents income level is 2300-4500 and 25% of the respondents belong to the income level of 4600-5000.

**Table -8**  
**Saving of the respondents:**

Sl.No.	Savings	Numbers	Percentage
01	In Banks	08	20%
02	In SHGs	32	80%
	<b>Total</b>	<b>40</b>	<b>100%</b>



Source: primary data

The above table 7 indicates that out of 40 respondents 20% of the respondents have savings in in the banks 80% of the respondents saving their money in self-help groups.

**Table-9**  
**Health status of the Respondents**

Sl.No.	Health Problem	Numbers	Percentage
01	Uterus Problem	12	30%
02	Heart Problem	02	5%
03	Stomach Problem	22	55%
04	No Problem	04	10%
	<b>Total</b>	<b>40</b>	<b>100%</b>

Source: primary data

The above table 8 indicates that out of 40 respondents 30% of the respondents have the uterus problem, the majority of the respondents it means 55% suffering from the stomach pain.

**Table-10**  
**Government Benefits of the respondents**

Sl.No.	Govt. Benefits	Numbers	Percentage
01	Bhagyalakshami Yojana	02	14.28%
02	Labour Cards	06	42.85%
03	Janani Suraksha Yojane	03	21.42%
04	Swasthya Bheema Yojana	03	21.42%
05	Oldage Pension	02	14.28%
	<b>Total</b>	<b>14</b>	<b>100%</b>

Source: primary data

The above table indicates that out of 40 respondents 42.28% of the respondents have benefited labour cards 21% of the respondents have benefited the Janani Sraksha and 21% of the respondents are benefited the Swasthya Bheema Yojana.

**Table-11**  
**Respondents Status of Decision Making**

Sl.No.	Decision Making	Numbers	Percentage
01	Father in Law	12	48%
02	Mother in law	06	24%
03	Brother in law	07	28%
	<b>Total</b>	<b>25</b>	<b>100%</b>

*Source: primary data*

The table 10 indicates that out of 40 respondents 48% of the respondents have no decision making power. And all decisions of their family are vested in the father in law. And 28% of the respondents are said that their family decision maker is brother in law.

**Findings of the Study:**

1. Majority of the Respondents living in Joint Family.
2. Majority of the Respondent's Husbands died due to Heart Attack and Alcoholic consumption.
3. Majority of the respondents married with their internal relatives
4. More number of respondents married in the same village (Atallatti)
5. Because of Illiteracy they are working as Domestic Worker.
6. Almost all respondents are in below poverty line.
7. Majority of the Respondents have no decision making powers in their family.
8. Most of the respondents facing health problems.
9. Most of the respondents are dependent on pension.
10. All most all respondents facing Social Restrictions (Marriage, Dressing, Food, Naming ceremony and Living Style). Because they are inauspicious.
11. Respondents depend on Subsidy Loan in DharmasthalaSangh and StreeShakthiSangh.
12. Majority of the Respondent's children's are Dropouts.

**Suggestions:**

- 1) The Government should provide the Scholarship for their Children.
- 2) Education Facilities should be provided to their children.
- 3) Government should provide one PHC centre of at least one Gynaecologist in the village, as most of the widows suffer from health problem.

**Conclusion:**

Most fundamentally widows demanded dignity and respect a positive social identity. This is too not an unreasonable demand. But it relates to the image and identity of



women in general. This demand cannot be implement through legislation or interventions. The dignity and respect and positive social identity demanded by widows must be granted by Indian society at large. There is a need to create more opportunities for widows to come together and redefine their dignity and rights. And there is need to create more opportunities for the society as a whole as well as policy makers, to listen to widows and hear their demands.

### **References**

1. Bremer, Jan N And Lourens Van Den Bosch : "*Widows world Representations and Realities*" *Between Poverty and Pyre Movements in the History of Womenhood*, **London, Routledge 2012**
2. Chen, Martha Alter : "*Perpetual Mourning: Widowhood in Rural India*, **New Delhi, U.P. Oxford, 2000**
3. Chandra Sudhir : *Conflicted beliefs and Men's Consciousness About women Widow Marriage in Later Nineteenth century Indian Literature*, **Economics and political weekly 1987**
4. Chakravarti, Uma and Preeti Gill : prescriptions, Injunctions Laws "*Shadow Lives: Writings on Widowhood*, **New Delhi, Kali for Women 2001**